

Vimec Steplifts



vimec ACCESSIBILITY

Vimec Steplifts range

UP TO 2 m

Steppy Plus

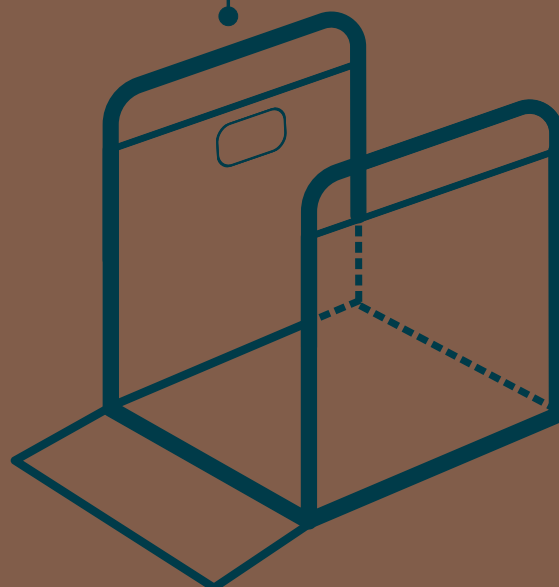
- FOR INDOOR/OUTDOOR USE
- LOAD CAPACITY 400 kg
- IN FULL COMPLIANCE WITH EUROPEAN STANDARD EN8141: PERFECT FOR INSTALLATIONS IN THE PUBLIC SECTOR
- SELF-SUPPORTING: WITH PIT
- AVAILABLE WITH AUTOMATIC DOOR AND GATE OPENING/CLOSING

UP TO 1 m

Silver

- LOAD CAPACITY 400 kg
- FOR INDOOR/OUTDOOR USE
- NO PIT REQUIRED
- SELF-SUPPORTING: NO MASONRY WORK
- QUICK INSTALLATION
- AVAILABLE WITH AUTOMATIC DOOR AND GATE OPENING/CLOSING

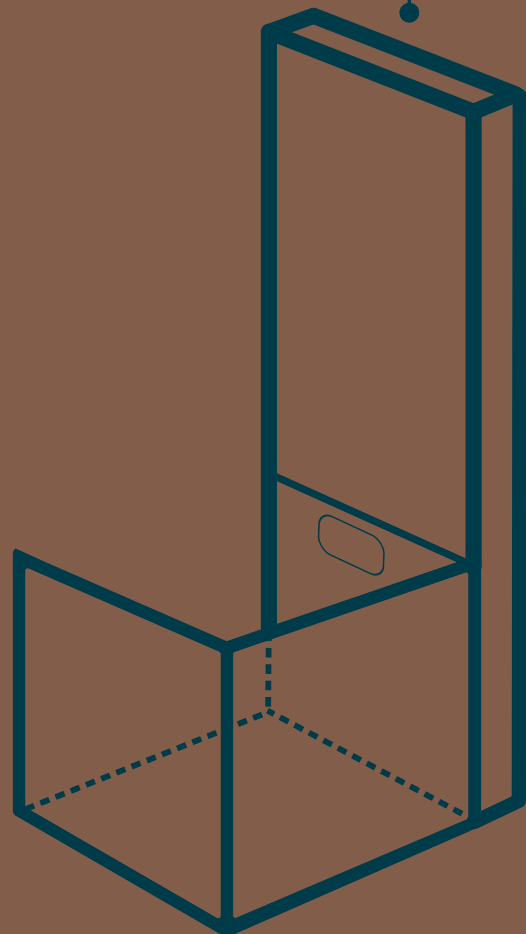

OPTIONS		
DIFFERENCE IN HEIGHT TO BE OVERCOME (IN METRES)	INSTALLATIONS IN THE PRIVATE HOUSES	INSTALLATIONS IN THE PUBLIC SECTOR
		IN FULL COMPLIANCE WITH THE REGULATORY REQUIREMENTS OF EU STANDARD EN-8141
UP TO 1	S08 SILVER	STEPPY PLUS S11 PLUS MASONRY SHAFT
FROM 1 TO 2	S11 PLUS	STEPPY PLUS S11 PLUS MASONRY SHAFT
UP TO 2,99	S11 PLUS	S11 PLUS MASONRY SHAFT



UP TO 2,99 m

S11 Plus

- FOR INDOOR/OUTDOOR USE
- FLEXIBILITY FOR INSTALLATIONS WITH LIMITED SPACE
- MASONRY SHAFT VERSION IN FULL COMPLIANCE WITH EUROPEAN STANDARD EN8141: PERFECT FOR INSTALLATIONS IN PUBLIC PREMISES
- AVAILABLE WITH AUTOMATIC DOOR AND GATE OPENING/CLOSING



Silver

DIFFERENCE IN LEVEL
UP TO 1.000 mm

EASY,
SAFE

Easy installation and safety in operation make the Silver an ideal system for freedom of access to buildings of all types, assuring wheelchair users independent personal mobility.



Silver



QUICK INSTALLATION

Adapts perfectly to all functional and aesthetic needs.
Silver does not require a pit of any kind; the installation can be customized to the existing structures.

The Silver platform lift is the ideal solutions for assuring the ACCESSIBILITY to:

PRIVATE PREMISES

(banks, restaurants, shops, offices...)

HOMES AND RESIDENTIAL BUILDINGS.



EASY AND SAFETY TO USE

Thanks to its electric lock, the gate is automatically opened when the platform reaches the top.

The on-board and floor control panels are equipped with keys and can be used easily.



EXCELLENT CONSTRUCTION

As an option, Silver's outstanding features include a stainless steel structure, design with attention to every detail and state-of-the-art active and passive safety features, as well of course as the wellproven Vimec mechanical drive system.

Steppy Plus

**DIFFERENCE IN LEVEL
UP TO 2.000 mm**

**FULL COMPLIANCE
SAFETY EN 8141**

The user's safety is guaranteed by all the latest active and passive safety systems, including: safety gear, self-levelling system, emergency descent mechanism, and anti-blackout device.

Attention has also been paid to every safety-enhancing detail, such as the platform floor that is made by non-slip embossed natural aluminium.



The Steppy vertical platform is extremely versatile;
it is available in three different versions according to the travel
height and its design, meets all customer requirements,
with its variety of platform dimensions.

Steppy Plus



VERSATILE

Steppy can be installed either in pre-existing openings or in its own shafts, it is also suitable for outdoor as all the components are water proof.

Steppy Plus

DESIGN AND TECHNICAL FEATURES

The Steppy platform lift's technical and stylish features, make it a favourite among the best Italian installation engineers with hydraulic mechanics, metal or grey polycarbonate enclosure, to improve the design and the aesthetics of the lift. Vimec has designed a control on board and a landing radio control which makes the Steppy the functional leader in the market place.



ON-BOARD
CONTROL PANEL



FLOOR
CONTROL PANEL

Steppy is the ideal solutions for assuring the ACCESSIBILITY of:

PRIVATE PREMISES

(banks, restaurants, shops, offices...)

PUBLIC BUILDINGS

(schools, institutes...)

HOMES AND RESIDENTIAL BUILDINGS.

S11 Plus

**MANAGES HEIGHT DIFFERENCES
UP TO 2,990 MM**


**EASY,
SAFE**

Making public and private spaces accessible is now even easier.

The S11 Plus platform list is the solution that adapts to every need, thanks to a configuration flexibility that always focuses on maximum comfort, in compliance with the EN8141 standard.



The safety and silence features, guaranteed by rigorously
Made in Italy production, make the S11 Plus a real investment
for the home or installation building.



CONFIGURATION FLEXIBILITY

The S11 Plus platform provides up to 13 different configurations that can be used to modify both the accesses and the finishes, adapting to both free spaces and to masonry compartments and operating with height differences of up to 2.99 meters.

The flexibility of the system is evident in particular in the possibility of providing access on the same side of the landing and in the three different sizes of the platform (1400x1100 - 1400x900 - 1250x900), characteristics that satisfy specific space requirements without compromising comfort and always in complete safety.

S11 Plus

EASE OF USE IN EVERY ASPECT

The features of the S11 Plus platform have been developed to provide comfort in daily use.

Greater usability is evident in the control panel, which is easy to access thanks to the inclination of 30° and the fact of being backlit in the standard version, with highly visible buttons (50x50 mm) and accompanied by indications in Braille.

Timed lighting avoids the wasting of energy, and the auxiliary battery means it is constantly available.



ON-BOARD
DISPLAY

The versions for greater height differences are equipped with inverters, increasing the silence of the system and accompanying the floor with precision of movement.

The departure and arrival of the S11 Plus are characterised by remarkable gentleness, eliminating jerks and jolts, with reduced noise, especially noticeable indoors.

The doors and gates can also be motorised following installation (retrofit).



QUICK INSTALLATION

Installing the S11 Plus is quick and easy. The system is supplied pre-assembled, with complete pre-wiring and intuitive wiring diagrams. The entire electrical configuration is created through testing at the end of the production line.



CUSTOMISATIONS

The S11 Plus platform can be customised according to technical, architectural and aesthetic requirements. The versions in stainless steel and with special RAL colours are available, while the 7040 and alternative RAL 1013, 7016 and 9023 finishes are included in the standard equipment. The most suitable and preferred configuration is also obtained thanks to the new self-supporting gate that is able to adapt to all types of landing, with additional dimensions of the gate and door opening.

S11 Plus

ALWAYS SAFE

The peace of mind of feeling safe is a daily guarantee for the S11 Plus platform, as demonstrated by its compliance with the EN8141 standard and the equipment designed for this purpose.



If required, the emergency manoeuvre is simple and functional, using the electric descent that is standard for versions 2.600 and 2.990, and optional for versions 1.100, 1.600 and 2.100. This feature provides for the use of a dedicated battery and motor to always allow leaving of the platform on the ground floor, with the added benefit of an external emergency button panel for use by the maintenance technician.

S11 Plus



S11 PLUS: INNOVATIONS

CONTROLS WITH IP65 PROTECTION
FOR ADDED PROTECTION AGAINST
ATMOSPHERIC AGENTS

REDESIGNED WIRING TO GUARANTEE
RELIABILITY IN ALL CONDITIONS OF USE

SELF-LEVELLING AT THE FLOOR

PHOTOCELL CONTROL UNIT
DESIGNED FOR A LONGER LIFE



FLOOR
CONTROL PANEL

Technical data

Silver

STANDARD EQUIPMENT

MACHINE BODYWORK AND FLOOR GATE
IN POWDER COATED STEEL RAL 7040

CONSTANT PRESSURE CONTROLS BOTH
ON THE LIFT AND AT THE FLOORS!

EMERGENCY STOP ON BOARD

CONTROLS ON LIFT
WITH REMOVABLE KEY

24 V cc AUXILIARY CIRCUIT

ELECTRIC LOCKS

SAFETY GEAR WITH SAFETY NUT

TRIANGLE KEY OPERATED
DOOR OPENING

ANTI-SHEARING BELLOWS GUARD

OPTIONALS

STAINLESS STEEL

AUTOMATIC DOOR AND GATE

GREY POLYCARBONATE GUARDS

RADIO CONTROLS

REMOTE CONTROL POST

MOTORIZED GATE AND 90° LANDING

TECHNICAL DATA

SILVER	STANDARD	LARGE	EXTRALARGE
A TRAVEL / UP TO	800 mm	1.000 mm	1.000 mm
B SIZE PLATFORM	1.250x850 mm	1.400x1.120 mm	1.400x1.250 mm
C SAFE WORKING LOA	400 kg	400 kg	400 kg
D SPEED	0,04 m/sec	0,04 m/sec	0,04 m/sec
E VOLTAGE	230 V SINGLE PHASE	230 V SINGLE PHASE	230 V SINGLE PHASE
F STOPS	N. 1	N. 1	N. 1
G PIT	NOT NECESSARY		
H FINISH	<ul style="list-style-type: none"> POWDER COATED STEEL, RAL 7040 LIFTING UNIT WITH CATAPHORESIS BLACK BELLOW GUARD GREY METAL PAINTED GATE POSTS 		
I FOOTREST PLATFORM FINISHED	IN NON-SLIP ALUMINUM		
J SAFETY	MECHANISMS ON-BOARD AND FLOOR CONTROL PANELS COMPLETE WITH KEY FOR CALL ENABLING		

IN CONFORMITY WITH THE EUROPEAN DIRECTIVE 2014/30/CEE - EMC. IN CONFORMITY WITH THE EUROPEAN DIRECTIVE 42/2006/CEE - MACHINERY DIRECTIVE (MANUFACTURER'S CERTIFICATION).
THIS DATA IS INDICATIVE AND NOT BINDING. VIMEC RESERVES THE RIGHT TO CHANGE THE SPECIFICATIONS WITHOUT PRIOR NOTIFICATION.



Technical data

Steppy Plus

STANDARD EQUIPMENT

DOOR AND ENCLOSURES IN GREY
RAL 7040

HYDRAULIC POWER UNIT

CONSTANT PRESSURE CONTROLS, ON
THE LIFT AND AT EACH FLOORS

EMERGENCY STOP ON BOARD

CONTROLS AT FLOOR AND ON LIFT
WITH REMOVABLE KEY

24 V cc AUXILIARY CIRCUIT

ELECTRICAL LOCKS

AUTOMATIC OVERSPEED SAFETY VALVE

MANUAL DESCENT FUNCTION FOR USE
IN THE EVENT OF BLACKOUT

AUTOMATIC LEVELLING AT FLOOR

KEY OPERATED EXTERIOR DOOR
OPENING

OPTIONALS

AUTOMATIC DOORS AND GATES

GREY POLYCARBONATE ENCLOSURES

SPECIAL SIZE PLATFORM

RADIO CONTROLS

MOTORIZED GATE

CUSTOMISED DOOR AND SHAFT
COLOUR

THE STEPPY PLATFORM LIFT PROVIDES UNBEATABLE VERSATILITY:

- 3 VERSIONS
- 8 DIFFERENT PLATFORM SIZES
- TRAVEL DISTANCE UP TO 2 METRES

REFERENCES

MORE THAN TWO THOUSAND STEPPY LIFTS HAVE BEEN INSTALLED IN ITALY
AND WORLD-WIDE; SOME MAJOR INSTALLATIONS INCLUDE:

- FERRARA UNIVERSITY
- BUCHAREST AIRPORT
- U.S. EMBASSY, PARIS
- CATHOLIC UNIVERSITY, MILAN
- ZAGREB UNIVERSITY

TECHNICAL DATA

STEPPY PLUS	STEPPY PLUS /80	STEPPY PLUS /160	STEPPY PLUS /200
A TRAVEL / UP TO	800 mm	1.600 mm	2.000 mm
B SIZE PLATFORM	DA 1.260x900 mm	DA 1.260x900 mm	1.700x1.100 mm
C SAFE WORKING LOA	400 kg	400 kg	400 kg
D SPEED	0,06 m/sec	0,06 m/sec	0,06 m/sec
E VOLTAGE	230 V SINGLE PHASE	230 V SINGLE PHASE	230 V SINGLE PHASE
F STOPS	N. 2	N. 2	N. 2
G PIT	220 mm	325 mm	360 mm
H FINISH	<ul style="list-style-type: none"> • POWDER COATED STEEL, RAL 7040 • LIFTING UNIT WITH CATAPHORESIS • GREY METAL PAINTED GATE POSTS 		
I FOOTREST PLATFORM FINISHED	IN NON-SLIP ALUMINUM		
J SAFETY	SAFETY MECHANISMS ON-BOARD AND FLOOR CONTROL PANELS COMPLETE WITH KEY; PHONE; INFRARED BARRIERS		

IN CONFORMITY WITH THE EUROPEAN DIRECTIVE 2014/30/CEE - EMC. IN CONFORMITY WITH THE EUROPEAN DIRECTIVE 42/2006/CEE - MACHINERY DIRECTIVE (MANUFACTURER'S CERTIFICATION).
THIS DATA IS INDICATIVE AND NOT BINDING. VIMEC RESERVES THE RIGHT TO CHANGE THE SPECIFICATIONS WITHOUT PRIOR NOTIFICATION.

EN 8141 CONFORMITY SPECIFICATIONS

A28 STEPPY PLUS	COMMI
SAFETY LOCK SYSTEM	5.1.4.2.1
LOAD CAPACITY CONTROL	5.1.7
ALARM SIREN ACTIVATED WITH BUTTON WITH YELLOW BELL	5.3.1.4
SAFETY VALVE	5.4.10.8
PRESSURE CONTROL VALVE	5.4.10.10
DESCENT VALVE	5.4.10.11
MANUAL EMERGENCY OPERATION OUT OF THE SHAFT, WITH KEY LOCK	5.4.10.17.1
PROTECTION SYSTEM AGAINST NON-LEVELLING OF THE PLATFORM AT THE LANDING FLOOR	5.4.10.18
EDGE LIGHT	5.5.4
PROTECTION SYSTEM AGAINST POWER FAILURE	5.5.10
DEVICE FOR COMMUNICATION WITH THE OUTSIDE	5.5.16
SAFETY DEVICES FOR MECHANICAL AND ELECTRICAL SHAFT INSPECTION	5.5.18
GATES/DOORS MOTORIZED OR WITH CLOSING SPRING	5.8.2
MECHANICAL RESISTANCE OF THE EDGE PROTECTIONS	5.9.1
EDGE AND PLATFORM PROTECTION WITH PHOTOCELLS OR SAFETY DISTANCES	5.9.2
HANDLE	5.9.7
PRESSURE SWITCH AND PRESSURE GAUGE	5.10.4.15



Technical data

S11 Plus

STANDARD EQUIPMENT

MACHINE BODY AND GATE ON THE FLOOR IN RAL 7040 PAINTED STEEL

SOLID PANEL COLUMN SIDE WALL RAL 7040 / EXTERNAL SIDE WALLS BUFFERED WITH CLEAR POLYCARBONATE

OPERATOR PRESENT COMMANDS BOTH ON BOARD AND AT THE LANDINGS

EMERGENCY STOP ON BOARD

REMOVABLE KEY ON THE ON-BOARD CONTROLS

MANUAL ON-BOARD GATE BUFFERED WITH CLEAR POLYCARBONATE (VERSIONS WITH FREE COMPARTMENT)

24 VDC AUXILIARY CIRCUIT

ELECTRIC LOCKS

FALL-ARREST DEVICE WITH SAFETY NUT

POSSIBILITY OF DOOR RELEASE WITH TRIANGULAR KEY

ANTI-SHEAR BELLOWS

SPHOTOCELLS ON THE LANDING SIDE AND ON-BOARD PUSH-BUTTON PANEL SIDE

OPTIONALS

VERSION IN STAINLESS STEEL OR SPECIAL RAL COLOURS

AUTOMATIC DOOR AND GATE AT THE LANDINGS

REMOTE CONTROLS

COLUMN FOR REMOTE CONTROLS

MOTORISATION OF THE GATE AND LANDING AT 90°

1 WIRELESS FLOOR PUSH-BUTTON PANEL

MOTORISED DESCENT MANOEUVRE KIT (STANDARD FOR 2600, 2990)

TELEPHONE DIALLER

KIT GSM

ON-BOARD HANDLE

TECHNICAL DATA

S11 PLUS		
A	INSTALLATION	THE SYSTEM CAN BE INSTALLED BOTH INSIDE A BUILDING AND OUTSIDE, IN TWO DIFFERENT MODES: FREE ENVIRONMENT • MASONRY COMPARTMENT
B	VERSIONS	CORRESPONDING TO THE DIFFERENCE IN HEIGHT TO BE OVERCOME: 1.100 - 1.600 - 2.100 - 2.600 - 2.990 MM
C	AVAILABLE PANELS	1.250x900 mm - 1.400x900 mm - 1.400x1100 mm (USEFUL WALKABLE SURFACE)
D	FINISH	IN PAINTED STEEL RAL 7040 • STEEL LIFTING STRUCTURE WITH CATAPHORESIS TREATMENT • BLACK PROTECTIVE BELLOWS • PAINTED METAL GATE COLUMNS
E	LOAD-BEARING CAPACITY	UP TO 400 kg
F	SPEED	0,05 m/sec - 0,10 m/sec FOR THE VERSIONS 2.600 E 2.990
G	POWER SUPPLY	230 V WITH INVERTER - POWER 2,2 kW
H	SHAFT	Ø 235 mm
I	SAFETY	THE PLATFORM IS IN ANTI-SLIP ALUMINIUM PLATING
J	TRACTION	WITH ELECTRIC MOTOR AND ENDLESS SCREW

IN COMPLIANCE WITH EUROPEAN DIRECTIVE 2014/30/ ELECTROMAGNETIC COMPATIBILITY. IN COMPLIANCE WITH EUROPEAN DIRECTIVE 42/2006 MACHINES DIRECTIVE. THE TECHNICAL DATA ARE INDICATIVE. VIMEC RESERVES TO MAKE ANY CHANGES THAT IT DEEMS APPROPRIATE.

EN 8141 CONFORMITY SPECIFICATIONS

S11 PLUS	COMMI
SCREW AND SPINDLE NUT DRIVE SYSTEM	1.1
SAFETY LOCK SYSTEM (ALWAYS PRESENT IN CLOSED COMPARTMENT, OPTIONAL IN OPEN COMPARTMENT)	5.1.4.2.1
LOAD CAPACITY CONTROL (OPTIONAL)	5.1.7
ALARM SIREN ACTIVATED WITH BUTTON WITH YELLOW BELL	5.3.1.4
BRAKE (STANDARD FOR VERSIONS 2.600 E 2.990, OPTIONAL FOR 1.100, 1.600 E 2.100)	5.4.2.1
ELECTRIC EMERGENCY MANOEUVRE, WITH KEY ENABLING (STANDARD FOR VERSIONS 2.600 E 2.990, OPTIONAL FOR 1.100, 1.600 E 2.100)	5.4.3
FALL-ARREST SYSTEM WITH SAFETY SPINDLE NUT	5.4.6.1.4
EDGE LIGHT	5.5.4
PROTECTION SYSTEM AGAINST POWER FAILURE	5.5.10
DESCENT MANOEUVRE WITH ACTIVE SAFETY DEVICES IN CASE OF POWER FAILURE OR INVERTER ERROR	5.5.15
DEVICE FOR COMMUNICATION WITH THE OUTSIDE (OPTIONAL)	5.5.16
GATES/DOORS MOTORISED OR WITH CLOSING SPRING	5.8.2
MECHANICAL RESISTANCE OF THE EDGE PROTECTIONS	5.9.1
EDGE AND PLATFORM PROTECTION WITH PHOTOCELLS OR SAFETY DISTANCES	5.9.2
HANDLE	5.9.7

Vimec was founded in 1980 near the river Po,
between the provinces of Mantova and Reggio Emilia.


Over the years we have become leaders thanks
to the values that guide us every day: people are our
customers, whom we deal with passion, commitment
and integrity, in order to ensure the best customer
experience.

Vimec Accessibility is the company division that takes
care of the design, implementation and installation
of tailor-made solutions to support people with
mobility needs, both at home and in public premises.

vimec



Made in Italy



vimec ACCESSIBILITY

VIMEC ACCESSIBILITY L.T.D.

Suite 56 Basepoint Business Centre
Caxton Close | Andover Hampshire SP10 3FG
Fax +44 01606 330 777
export@vimec.biz | www.vimec.biz/en

HEADQUARTER:

Luzzara (RE) | Italy
www.vimec.biz

VIMEC SUBSIDIARIES:

Madrid (Spain)
Avignon (France)
London (United Kingdom)
Munchen (Germany)
Warsaw (Poland)

Company subject to management and coordination by Investmentaktiebolaget Latour.



AZIENDA CON SISTEMA QUALITÀ
CERTIFICATO DA DNV
= UNI EN ISO 9001/2008 =



7510269-11042022